





**SPECIFICATION DATA SHEET | MODEL : FCP1000**



The **FUELCUBE** FCP1000 is a compact, economic, double-walled fuel tank. Quickly and easily supply fuel where you need it, when you need it.

-  **Transportable.** Forklift pockets and internal baffles designed to allow handling of the tank full of fuel. (Not DOT listed, but can be moved with Diesel fuel)
-  **Stackable.** Easily stackable (2)-high empty to reduce storage space requirements.
-  **Secure.** Pumps, and Equipment enclosed in lockable area – not need for additional pump “Lock-Box”.
-  **Environmentally Safe.** Double-walled, 110% containment eliminates the need for additional spill pans, UL 142 approved.

**SPECIFICATIONS**

STANDARD FITTINGS: 1” Pump Feed, Lockable Pump/Equipment Cabinet, Heavy Duty Skid Base with Forklift Pockets, Vent, Fill Cap, UL Plate, Durable Marine Grade Paint Specification, Stacking Brackets.  
 OPTIONAL FITTINGS: Direct Reading Float Gauge, 12v, 24v or 110 volt pump kits, Lifting slings, Hoses, Quick Couplers, Filters.

<b>Capacity (Brim-Fill) Litres:</b> 3785	<b>Outer Tank Material Thickness (mm/in):</b> 1/8”
<b>Capacity (Brim-Fill) Imperial Gallons:</b> 833	<b>Inner Tank Material Thickness (mm/in):</b> 1/8”
<b>Capacity (Brim-Fill) US Gallons:</b> 1000	<b>Weight Empty (lbs/kg):</b> 2381 lbs (1080kg)
<b>Dimension Length (mm/in):</b> 2286 mm/90”	<b>Weight Full (lbs/kg):</b> 10802 lbs (4900kg)
<b>Dimension Width (mm/in):</b> 2185 mm/86”	<b>Approvals:</b> UL142, ULC S-601-07, NFPA
<b>Dimension Height (mm/in):</b> 1169 mm/46”	
<b>Dimension Cabinet Opening (mm/in):</b> 836.6 mm x 533.4 mm/ 34” x 21”	